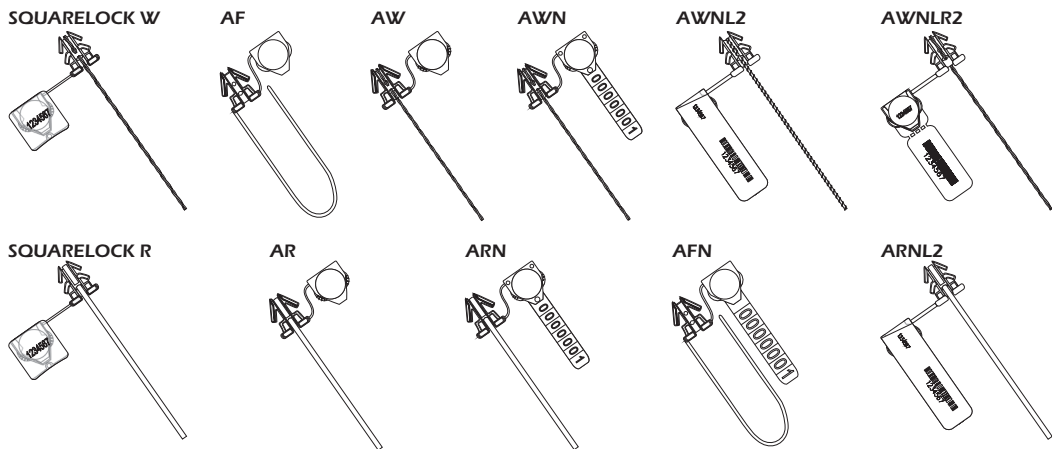




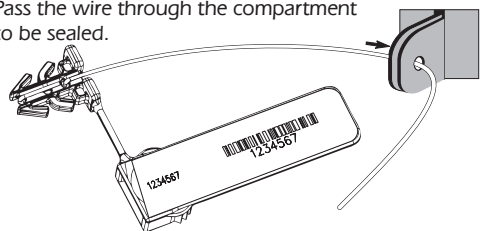
TIK Anchor Seals

B - Models with wire or thread

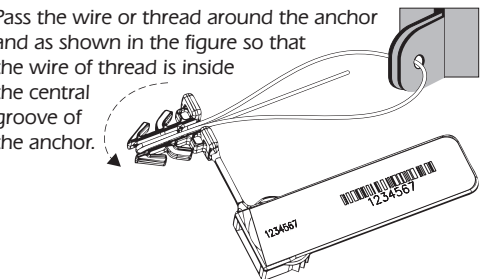


How to seal

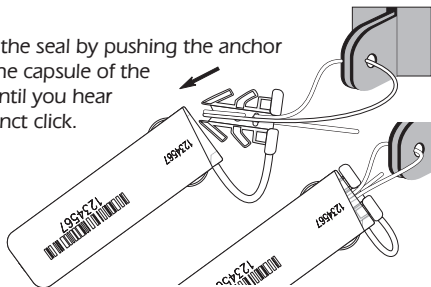
Pass the wire through the compartment to be sealed.



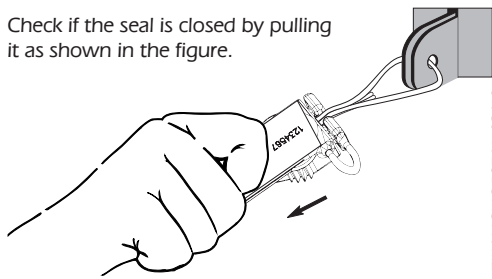
Pass the wire or thread around the anchor and as shown in the figure so that the wire or thread is inside the central groove of the anchor.



Close the seal by pushing the anchor into the capsule of the seal until you hear a distinct click.




Check if the seal is closed by pulling it as shown in the figure.



AVOID LOOSE SEALINGS!

The wire should be folded in such a way as to permit very tight sealing.



How to remove

Cut the wire or thread away from the seal.

